

The Sleep Number SofaBed by Select Comfort™

owner's manual



inside:

- SLEEP NUMBER® SofaBed™ operation
- Finding your Sleep Number® – your perfect comfort level
- Mattress care
- Warranty

SLEEP NUMBER
SOFABED
select comfort.

Congratulations!

Congratulations on your purchase of The SLEEP NUMBER® SofaBed™, the only sofa sleeper featuring the adjustable firmness and comfort of the Sleep Number® bed. The Sleep Number® SofaBed™ promises to bring comfort to your overnight guests and style to your home.

Created in partnership with Berkline®—America's leading motion furniture manufacturer—the new Sleep Number® SofaBed™ combines the sophistication of a custom sofa with the innovative technology of the Sleep Number® bed.

The technology behind the Sleep Number® bed is one that recognizes the unique sleeping needs of every individual, which vary according to comfort preference, body type, height, weight, sleeping position and other health and lifestyle factors. By creating a fully personalized sleep surface, your new SofaBed™ offers a Queen-size Sleep Number® bed with customized comfort on both sides of the mattress to improve the quality of sleep for you or your guests.

Beyond personalized comfort adjustment, the SofaBed™ has several features not available in other sofa sleepers. The mattress is a standard Queen size and is 11 inches thick, as compared to the average four to seven inch thickness found in most sofa sleepers. There is no uncomfortable bar in the back to prevent you from sleeping comfortably. In addition, the Sleep Number® SofaBed™ features plush sitting comfort for your family and guests.

We're confident that the Sleep Number® SofaBed™ will make your home a favorite overnight destination for your friends and family and that they, too, will soon want to join the Sleep Number® sleep revolution we began in 1987.

We thank you for your purchase, and wish you years of personal comfort and restful sleep.

Wm. R. McLaughlin

William R. McLaughlin
President & CEO
Sleep Number®: 55



CON



Operating Your Sleep Number® SofaBed™

The section that begins on page 5 takes you step by step through the operating procedures of your SLEEP NUMBER® SofaBed™.

page 5



Finding Your Sleep Number®

Once you are familiar with operating your Sleep Number® SofaBed™, go to the section on pages 7–9 for instructions on how to adjust the comfort level to your ideal Sleep Number® for a perfect night's sleep.

page 7



Mattress Care & Warranty

On page 10, you'll find answers to some commonly asked questions about the care of your Sleep Number® SofaBed™. Please see page 11 for warranty information.

page 10

tents

You'll want to keep this manual in a convenient place after you've become comfortable operating your Sleep Number® SofaBed™. Please refer to it if you move, for cleaning purposes or if you have any further questions.

SofaBed™ Operation



Learning to operate your Sleep Number® SofaBed™ is the first step toward a customized sleeping experience for you or your guests.

before you begin

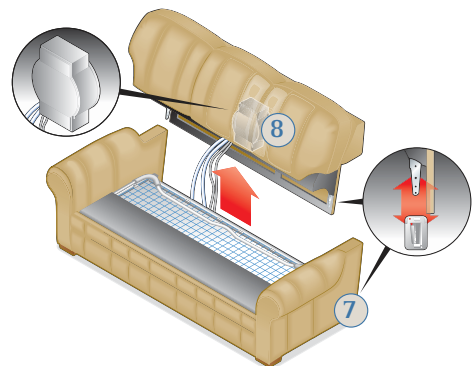
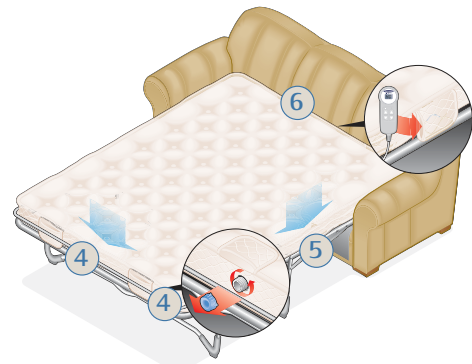
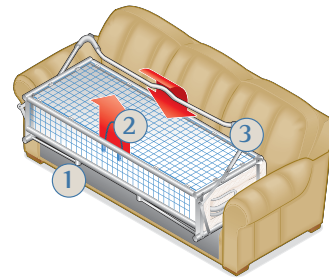
Get to know your Sleep Number® SofaBed™

Your SLEEP NUMBER® SofaBed™ comes fully assembled and ready to operate. Please familiarize yourself with the location of important items listed below.

1. Non-skid panel
2. Pull strap for opening
3. Gray support legs
4. Pockets holding the air-chamber exhaust valve caps
5. Snap fasteners
6. Remote-control pocket
7. Slots for back panel access
8. Pump location

Orientation

These instructions refer to “left” and “right” as if you are standing at the head of the bed looking toward the foot of the bed.

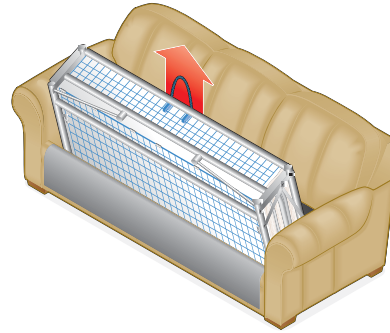


Opening the Sleep Number® SofaBed™ Foundation

Before opening the SLEEP NUMBER® SofaBed™, remove the seat cushions and fold the non-skid panel down.

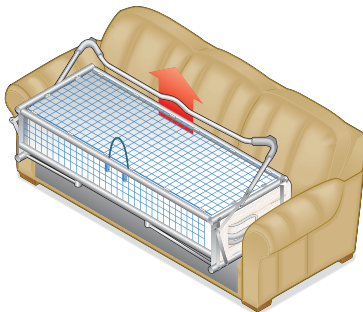
1 Pulling out the Sleep Number® SofaBed™

Holding onto the strap, pull up and towards you. (Look for bright yellow label.)



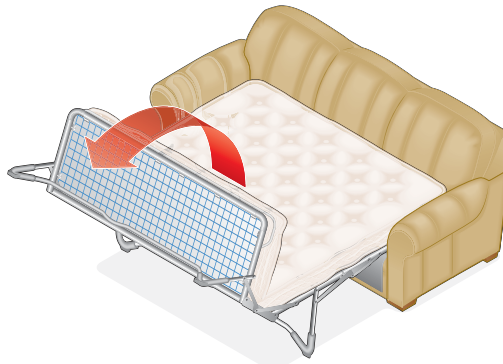
2

Holding onto the center of the support leg, pull up and toward you. (Look for bright blue label.) Guide frame with both hands as it unfolds.



3

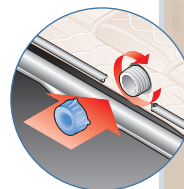
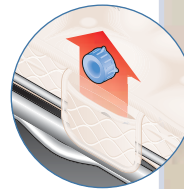
Repeat for second support leg until foundation is fully extended. (Look for bright green label.)



4

Inflating the Sleep Number® SofaBed™ Mattress

- Remove the two air-chamber exhaust caps from the pockets located at the foot of the mattress.
- Lift each pocket to expose the openings to the air-chamber exhaust valves.
- Install the air-chamber exhaust cap onto the air-chamber exhaust valve by screwing the cap onto the valve tightly. Repeat this procedure for the second cap/valve.
- If not already plugged in, plug in the power cord of the Sleep Number® Firmness Control System™ to an electrical outlet.

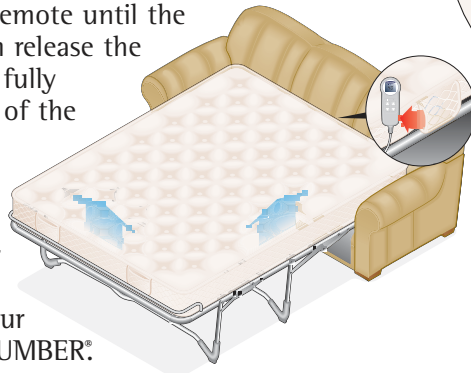


SofaBed™ Operation

5 Operating the Remote

- On the remote (located in the pocket at the head of the bed), press and hold the up ▲ and down ▼ buttons at the same time on either the left or right side of the remote until the pump starts. Then release the buttons. This will fully inflate both sides of the air chamber.

- Follow the instructions in the “Finding Your Comfort Level” section to find your personal SLEEP NUMBER®.



Safety

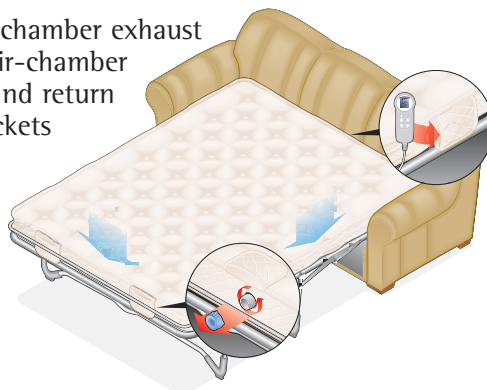
- Keep all plastic packaging away from children and dispose of properly.
- Ensure the foundation is free of obstructions before opening or closing.
- Be sure not to pinch the cord or the remote control for the Sleep Number® Firmness Control System™ in any folding mechanism.
- Use caution when opening the sleeper around children and pets.
- Never inflate the mattress in the closed position.
- Do not attempt to close the foundation before completely deflating the mattress.
- Do not place sharp objects on the upholstery or mattress.

6 Deflating the Sleep Number® SofaBed™ Mattress

- Remove the air-chamber exhaust caps from the air-chamber exhaust valves and return them to the pockets at the foot of the bed.

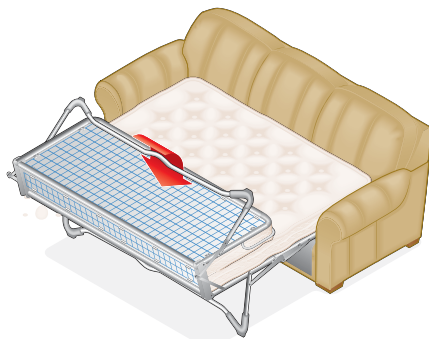
- Allow a few minutes for the air chambers to completely deflate.

- Place remote back into the remote-control pocket.



7 Closing the Sleep Number® SofaBed™ Foundation

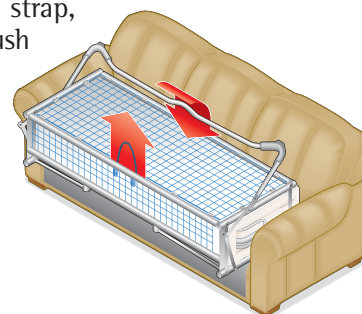
- Lift the end of the bed and flip onto the middle third of the bed. Push the support leg until it clicks into place.



- Lift the end again and flip onto the top third of the bed. Push the support leg until it clicks into place.

- Holding onto the strap, lift and gently push towards the sofa allowing it to fall into place.

- Reposition the non-skid panel and replace the seat cushions.



Finding Your Sleep Number®



Congratulations on successfully operating your Sleep Number® SofaBed™. Now you are ready to find your Sleep Number®—your personalized comfort level.

before you begin

Unlike innerspring mattresses, a SLEEP NUMBER® SofaBed™ can be personalized at any time to the changing condition of your body. Some reasons to alter the firmness of your bed include:

- strained muscles
- back pain
- weight change
- pregnancy
- bad sunburn
- new sleep position

Dual Adjustability

You have the ability to personalize each side of your Sleep Number® SofaBed™. Since no two body types are the same, each sleep partner should find their own comfort level. The “L” buttons on the remote correspond to the left side of the bed (left is determined when lying on your back on the bed) and the “R” buttons correspond to the right side of the bed.

Sleep Number® Firmness Control System™

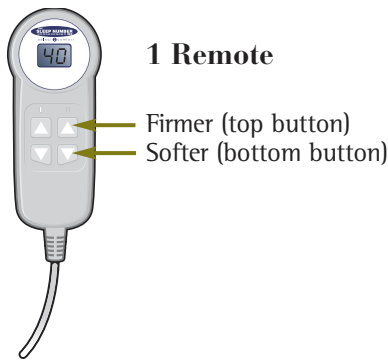
Sleep Number® Firmness Control System™

What is a Sleep Number®?

Your SLEEP NUMBER® is a setting between zero and 100 that represents the ideal combination of mattress comfort, firmness and support for your body, giving you the best night's sleep possible.

Your Sleep Number®


When you shopped for your Sleep Number SofaBed by Select Comfort™, you may have discovered your Sleep Number®. You should use this as a starting point when setting the firmness of your Sleep Number® SofaBed™. If you don't have your Sleep Number®, this section will take you through the process of finding your Sleep Number® and will provide you with additional information about your Sleep Number® SofaBed™. If you don't already have your Sleep Number® or if you would like to experiment with finding a different Sleep Number®, use the instructions below.



Setting Your Sleep Number®

STEP 1. Lie on The Sleep Number SofaBed by Select Comfort™ in your normal sleep position, holding your remote.

STEP 2. Press any button on the remote to “wake” it up. Within 3 seconds, it will display the current Sleep Number® setting. If you'd like to make the bed softer or firmer press and hold the ▲ or ▼ button until you're comfortable. When you release the button, the new Sleep Number® setting will be displayed. Continue until perfectly comfortable. The number displayed is your personal Sleep Number®.



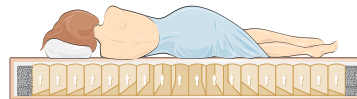
If you would like to experiment further with your Sleep Number® setting, refer to the information on page 9.

evaluate your comfort level



RIGHT

- Neck and back are aligned in the same position as when you are upright.
- No discomfort at shoulder and hip pressure points.
- You feel the mattress support the small of your back (back sleepers) or the curve of your side (side sleepers).



WRONG

- Body alignment is not straight.
- Your pillow* makes your head tilt at an angle to the rest of your body.
- You feel discomfort from pressure at your neck, shoulders, back, hips or legs.

* Your pillow should help keep your body aligned properly, otherwise it may interfere with your ability to sleep comfortably. Visit our Web site or one of our stores to see the extensive selection of innovative pillows we carry.

Sleep Number® Firmness Control System™

making changes to your Sleep Number®

The Simple Step-by-Step Process

Sleep Number® Firmness Control System™

STEP 1. Lie down on your Sleep Number SofaBed by Select Comfort™ in your normal sleep position, holding your remote.

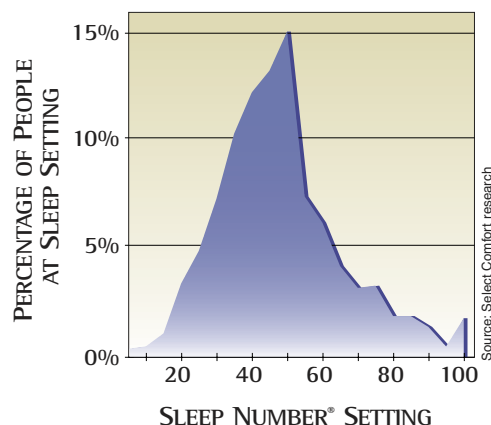
STEP 2. Take time to evaluate your comfort (see diagrams on page 8).

STEP 3. If you like the feel of the SofaBed™, press any button to display the SLEEP NUMBER®. If you find that the mattress is too soft or too firm, press and hold the ▲ or ▼ button until comfortable. When you let go of the button, the Sleep Number® setting will be displayed.

STEP 4. Try to sleep at this Sleep Number® for a few nights. It may take your body that long to become completely accustomed to a new sleep surface. Reevaluate your comfort level. If you need to make adjustments to your Sleep Number® setting, repeat steps 3 and 4.

Sleep Number® Study

As you can see, Sleep Number® bed owners find comfort at all settings from 0–100, however the majority of sleepers find their Sleep Number® between 35–50.



If, after trying four different Sleep Number® settings, you have not found your ideal Sleep Number®, and would like additional assistance, go to www.selectcomfort.com and click on Customer Center or call 1-800-473-1073 to reach a Customer Service Representative. Our trained Customer Service Representatives may be able to recommend adjustments, make suggestions, or pinpoint concerns that might be contributing to less than ideal comfort. *Improving your sleep is our expertise.*

Mattress Care and Troubleshooting



We have over three million satisfied customers sleeping on our beds and we have heard about every unique sleeping situation imaginable. It is important to us that you are getting the best sleep possible. If you are not completely comfortable on your new SofaBed™ or have any other questions, we can help. Please call Customer Service at 1-800-473-1073.

mattress care

Mattress Care

The cover of your SLEEP NUMBER® mattress may be spot cleaned with carbonated water or mild detergent. Do not dry clean the mattress cover or put it in a washing machine. Also, please do not apply stain-guard, as it may cause yellowing of the fabric.

Select Comfort is a leader in the industry in the use of materials designed to inhibit the growth of allergens or microorganisms that, in rare circumstances, can form inside any mattress, bedding, pillow or upholstered product.

Advanced antimicrobial safeguards are incorporated into every Sleep Number® bed. Key components of the mattress have been treated to protect the bed from contaminants such as mold, mildew and bacteria growth. The unique, zip-open design of the Sleep Number® bed allows you to easily open and view the inside of you bed, and ventilate or vacuum, if you choose.

In rare instances under the right conditions, mold or mildew can form inside many types of mattresses, bedding or upholstered products. Should this condition occur in your mattress, please contact our customer service department so we can work with you to return your bed to factory fresh condition. If you have particular sensitivities to dust mites, mold or mildew, you should exercise care to minimize any direct exposure to these allergens. Select Comfort is dedicated to your sleep and satisfaction, and the unique, modular construction of the Sleep Number® bed makes it easy for us to remedy the situation for you.

Cleaning the SofaBed™ Upholstery

If spot cleaning of your sofa becomes necessary, take care to use a damp cloth and mild soap, if indicated. Please see the guidelines below.

W = Water S = Soap

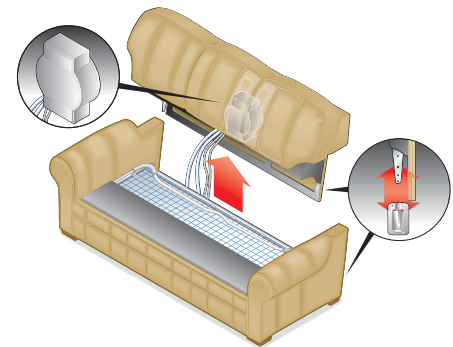
Fabric Pattern Family Code	Fabric Type	Cleaning Code	Fabric Contents
9010	Suede	W	100% Nylon
9290	Brushed Chenille	W	54% Acrylic 41% Polyester, 5% Nylon
6292	Canvas Twill	W + S	100% Cotton
3080	Suede	W	100% Polyester
9243	Brushed Chenille	W + S	100% Acrylic
6791	Chenille	S	52% Olefin, 48% Acrylic
6849	Chenille	S	83% Cotton 17% Polyester
6851	Tweed	S	63% Polyester 29% Acrylic, 8% Olefin
6850	Tweed	S	52% Polyester 37% Acrylic, 11% Olefin
7061	Leather	W	100% Top Grain Leather
3133	Suede	W	100% Polyester

Moving your SofaBed™

When moving your SofaBed™, secure the foundation in place by using straps or ties. The back of the sofa is also removable for easier moving. (See safety tips on page 6.)

Troubleshooting

Should you need to access your Sleep Number® Firmness Control System™, simply lift the back of the sofa as shown in the diagram below.



What do I do if the motor doesn't run?

Check to see if the power cord is plugged into an outlet which has power and is not connected to an on/off wall switch.

Will my bed deflate if there is a power surge or power loss?

No, your mattress will maintain its firmness. To protect your Sleep Number® Firmness Control System™, we do recommend using a surge protector.

What if I notice a rubber smell from the air chamber?

Any odor you may smell is non-toxic and will fade over time. To minimize the smell, allow the air chamber to air out for a few hours and then lay a couple of dryer sheets on top of the air chamber.

Defective or Damaged Components

If any of the following items are found to be defective in materials or workmanship within the first two years of the original purchase date, it will be replaced by Select Comfort at no cost to you. Within the first two years, all shipping charges to replace a defective component will be covered by Select Comfort.

- Mattress cover
- SLEEP NUMBER® Firmness Control System™
- Air chamber
- Foam comfort pad
- Air-chamber exhaust caps
- Hoses

If one of the components listed above is found to be defective in materials or workmanship after two years from the original purchase date, the terms of the Limited Warranty below will apply. After two years from the date of purchase, you will be responsible for the cost

Limited Warranty for the Sleep Number® SofaBed™ Mattress

What is covered:

- Select Comfort warrants that your mattress will be free from defects in materials and workmanship for a period of 20 years from the original purchase date.

What is not covered:

- Conditions arising from normal wear and tear. (Conditions arising from normal wear and tear include, but are not limited to: mattress cover compression, foam compression, or discoloration of components.)
- Damage from tampering with any component or from opening the Firmness Control™ System.
- Damage from misuse or abuse of the warranted product or component.
- Damage from laundering or dry-cleaning.
- Acts of God, such as but not limited to lightning damage.

What you must do:

- Return the warranted product or component in sanitary condition to an authorized SELECT COMFORT™ service center. Select Comfort will incur the cost of shipping up to two years after the original purchase date; after two years, the return shipping to Select Comfort will be at the customer's expense.
- Please telephone our Customer Service Department at 1-800-473-1073 to locate the nearest authorized service center and arrange for the return of the warranted product or component.

What we will do:

- Select Comfort will repair or replace, at Select Comfort's option, the defective product or component at a cost to the original

purchaser based on the following table. The "price" is the price of the defective product or component at the time the warranty claim is made, or the price of a comparable product or component if the original product or component is no longer in production.

- For example, if a warranty claim arises 12 years after the original purchase date, the cost to the original purchaser would be 68% of the price (that is, 20% plus 4% for each of the 12 years) and Select Comfort would be responsible for the remaining 32% of the price.
- Select Comfort reserves the right to substitute products or components of equal or better quality, and to use or deliver refurbished products or components in the repair or replacement of any product under this limited warranty.

Years After Original Purchase Date	Original Purchaser's Cost
Up to 2 years	No Cost
2-20 years	20% plus 4% of price for each year from original purchase date.

What will void this warranty:

- Tampering with any component or from opening the Firmness Control™ System and its hand control unit.
- Misuse or abuse of the warranted product or component.
- Sale, transfer or other disposal of the warranted product or component.

Limitations:

- Your exclusive remedy, IN LIEU OF ALL INCIDENTAL, SPECIAL OR CONSEQUENTIAL DAMAGES, INCLUDING FOR NEGLIGENCE, is limited to repair or replacement of any product or component deemed to be defective under the terms and conditions stated above. Select Comfort will bear no other damages or expenses.
- Select Comfort reserves the right to refuse to repair or replace any product or component that is returned in an unsanitary condition.
- This Limited Warranty applies only to the product as used in the United States and Canada. It is not applicable in U.S. territories or other countries.
- This Limited Warranty is non-transferable.
- Repair or replacement of a product or component under the terms of this limited warranty in no way lengthens the limited warranty period.
- ANY IMPLIED WARRANTIES APPLICABLE TO THIS PRODUCT, INCLUDING ANY WARRANTIES OF MERCHANTABILITY OR FITNESS FOR A PARTICULAR PURPOSE, ARE LIMITED IN DURATION TO THE DURATION OF THIS WRITTEN LIMITED WARRANTY.

Some states do not allow the exclusion or limitation of incidental or consequential damages, or limitations on how long an implied warranty lasts, so the above limitations may not apply to you. This warranty gives you specific legal rights and you may also have other rights, which vary from state to state.

All claims relating to the limited warranty of Select Comfort™ products should be made by contacting Customer Service at 1-800-473-1073 or writing to Select Comfort Customer Service, 6105 Trenton Lane North, Minneapolis, MN 55442.

Limited Warranty for the Sleep Number® SofaBed™ Foundation, Sofa and Companion Furniture Pieces

Warranty coverage for the Sleep Number® SofaBed™ Foundation, Sofa and companion furniture pieces are provided by Berkline, LLC, One Berkline Drive, Morristown, TN, 37813

Recliner Mechanisms Spring and Spring Systems
Wooden Frame Parts

Berkline's Limited Lifetime Warranty covers the repair or replacement of the above listed parts resulting from manufacturing and material defects. This warranty covers the useful life of the product when used in a normal manner. This warranty provides coverage to the original consumer purchaser only and does not apply to rental, business, commercial, institutional or other non-residential users. Berkline, LLC will pay the cost of labor, shipping and handling to repair or replace the defective part(s) for one (1) year from the date of original purchase.

Cushioning

The seat cushion foam and filling materials are warranted against defective material or workmanship for a period of five (5) years from the date of original purchase. During that time, Berkline, LLC will provide a replacement for the defective part. Labor, shipping and handling charges are covered for one (1) year from the date of original purchase.

All foam and filling composites naturally soften with use. This softening does not constitute a defect under this warranty.

Sleep Number® SofaBed™ Foundation

The Sleep Number® SofaBed™ Foundation has a Limited Warranty against defects for a period of five (5) years from the date of the original purchase. During the first year of use, the foundation will be replaced at no cost to the purchaser. Berkline, LLC will pay the cost of shipping and handling for one (1) year from the date of the original purchase.

Fabrics

The upholstery fabric used on your furniture has a Limited Warranty for one (1) year from the date of purchase. This warranty covers:

- Seam Failure
- Fabric Separation
- Nap Loss

The Warranty is limited to repair or replacement of the defective fabric. Berkline, LLC will pay for the labor costs, shipping and handling charges for defect covered by the fabric warranty.

The fabric warranty does not cover:

- Pilling
- Fading

Leather

A one (1) year Limited Warranty from the date of the original purchase is provided for repair or replacement of leather parts resulting from manufacturing or material defects. This warranty also covers labor, shipping and handling charges for one year.

No two pieces of leather are alike. As such, natural markings and grain variations are not considered defects.

The Fabric/Leather Warranty does not apply where there is evidence of excessive soiling, improper cleaning, abuse, or where the fabric or leather has had a chemical treatment applied by the retail dealer or consumer. Certain upholstery fabrics carry warranties from their producers, which supersede this Fabric/Leather Warranty.

All Other Parts

All other parts not specifically warranted, including but not limited to hinges, shields and latches have a one (1) year Limited Warranty

resulting from defective materials or workmanship. This warranty is limited to the repair or replacement of the defective part. Under this warranty, Berkline, LLC will pay the cost of labor, shipping and handling charges for one year.

Warranty Limitations

The warranty herein described shall be in lieu of any other warranty, express or implied, including but not limited to any implied warranty of merchantability or fitness for a particular use. The parties agree that Berkline, LLC's sole liability and the purchasers exclusive remedy shall be for the repair, or at Berkline, LLC's discretion, replacement of the defective part as provided herein. Notwithstanding the above, if replacement parts for defective materials are not available, Berkline, LLC reserves the right to make reasonable compensation in lieu of repair or replacement. Liability for incidental or consequential damages under the warranty is excluded. Some states do not allow limitation of incidental or consequential damages, so the above limitation may not apply to you. This warranty gives you specific legal rights and you may also have other rights, which vary from state to state.

Claims

To receive the benefits of the warranty on the Sleep Number® SofaBed™ foundation and/or sofa, please contact Select Comfort's Customer Service Department at 1-800-473-1073.

Caution

Do not allow children to play on mechanized furniture or to operate the mechanism. Leg rest on reclining furniture folds down on closing so that a child could possibly be injured. Always leave reclining furniture in an upright and closed position and keep hands and feet clear of mechanism. Only the occupant(s) should operate it.

Help is just a click or a phone call away.

If you ever have product questions or need additional assistance obtaining optimal comfort, please visit our Web site at:

www.selectcomfort.com
and click on Customer Center

or call

1-800-473-1073

Representatives are available (Central Time):
Monday thru Friday 7:00 a.m. to 10:00 p.m.
Saturday 8:00 a.m. to 5:30 p.m.
Sunday 10:00 a.m. to 6:30 p.m.



6105 Trenton Lane North, Minneapolis, MN 55442-3240



108114

comfort club® rewards

It's amazing how many SLEEP NUMBER® bed purchasers are referred to us by family and friends! Chances are you will soon be telling someone about the difference The Sleep Number SofaBed by Select Comfort™ has made in your life. We appreciate it when owners like you help us spread the word to others about our revolutionary bed. It is our company's mission to improve lives by Revolutionizing the Way America Sleeps™—one bed at a time.

Tell Your Family and Friends and Earn Rewards!

As a preferred owner, you are eligible to participate in our “owners-only” rewards program. Every time someone you refer purchases The Sleep Number SofaBed by Select Comfort™ or the Sleep Number® bed, you can earn COMFORT CLUB® Reward Certificates! These certificates can be redeemed any time you shop with us... on accessories such as pillows or mattress pads, or even toward the purchase of another bed! Call 1-800-422-4204 for details.

Tell Us How You Like *Your* Bed

We'd love to hear how you like your new Sleep Number SofaBed by Select Comfort™. If you have any comments about the product and service you received, or suggestions as to how we might serve you better, we would appreciate if you would take the time to write them down. Please fill out the form below, send it in, and let us know if you would like one of our Customer Service Representatives to contact you.

Please tell us how you like your new Sleep Number SofaBed by Select Comfort.™

Comments: _____

Would you like a Customer Service Representative to contact you?
YES _____ NO _____ (if yes, please include phone number below)

NAME _____

ADDRESS _____

CITY _____ STATE _____ ZIP _____

DAYTIME PHONE _____ EVENING PHONE _____

E-MAIL _____

May we reprint your comments? YES _____ NO _____ Your Sleep Number® _____


▲ TEAR PAGE FROM MANUAL, FOLD AND MAIL.



BUSINESS REPLY MAIL
FIRST-CLASS MAIL PERMIT NO.6 MINNEAPOLIS, MN

POSTAGE WILL BE PAID BY ADDRESSEE

NO POSTAGE
NECESSARY
IF MAILED
IN THE
UNITED STATES



select  comfort.
CREATOR OF THE SLEEP NUMBER® BED

SELECT COMFORT CORPORATION
6105 TRENTON LANE NORTH
MINNEAPOLIS MN 55442-9970

